

# Pressure Relief Valve/P130, P300

- Simple pressure relief valve
- User-friendly pressure setting
- Very easy to operate. Pressure relief flow can be controlled via the plastic switch and the T-shaped switch.

JIS Symbol



P130-02

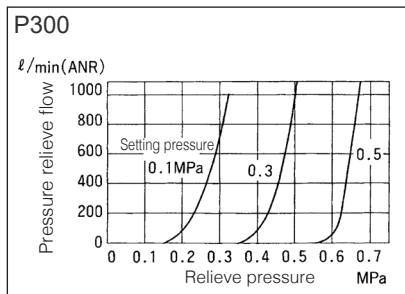
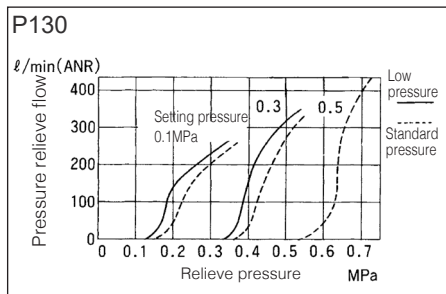


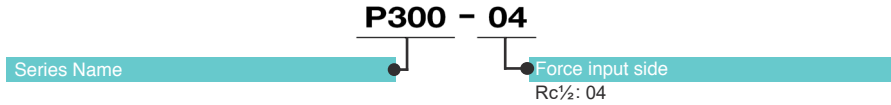
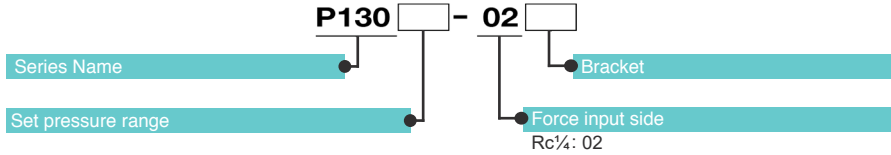
P300-04

## Specifications

Model No.	Unit	P130-02	P300-04
Force input side		Rc $\frac{1}{4}$	Rc $\frac{1}{2}$
Air side		Rc $\frac{1}{8}$ (Two holes)	Rc $\frac{1}{4}$ (Two holes)
Operating temperature range	°C		
Set pressure range	MPa[kgf/cm $^2$ ]		
Weight	kg	0.19	0.67

## Flow characteristics





• Please refer to symbol specification table and option table.

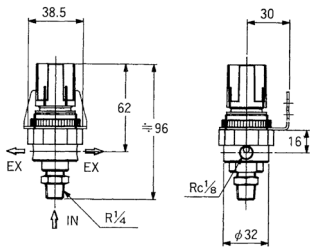
### Option

Model No.		Mark	P130-02	P300-04
Set pressure range	Standard pressure (0.02~0.75MPa)	Without mark	◎	◎
	Low pressure (0.01~0.3MPa)	L	○	—
Pressure relief mechanism	Pressure relief type	G	—	—
Bracket	Standard	B	○	—
	Mounting panel (aluminum)	A	○	—
	Mounting panel (plastic)	P	○	—
Air flow direction	Left to Right	Without mark	—	—
	Right to Left	R	—	—

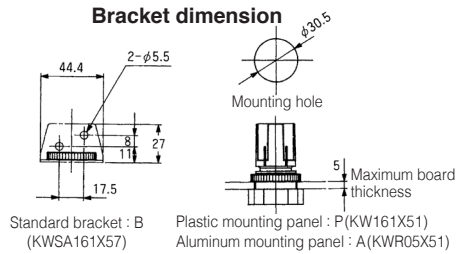
◎ Standard ○ Option

P130-02

(Unit : mm)



Bracket dimension



P300-04

(Unit : mm)

